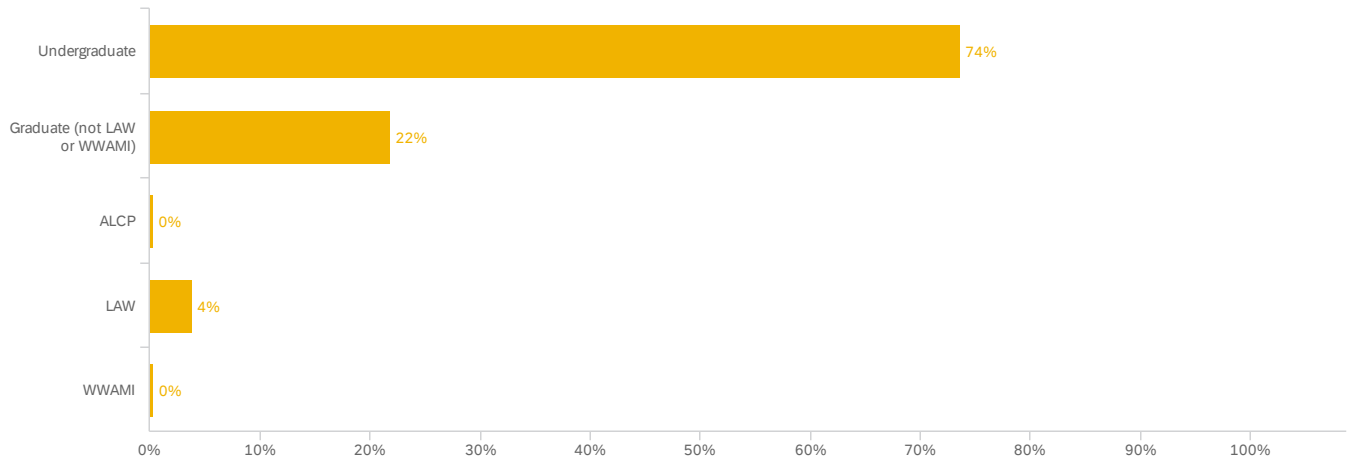


Final CV-19 Student Report

COVID-19 Institutional Response Student Survey

May 6, 2020 8:26 AM MDT

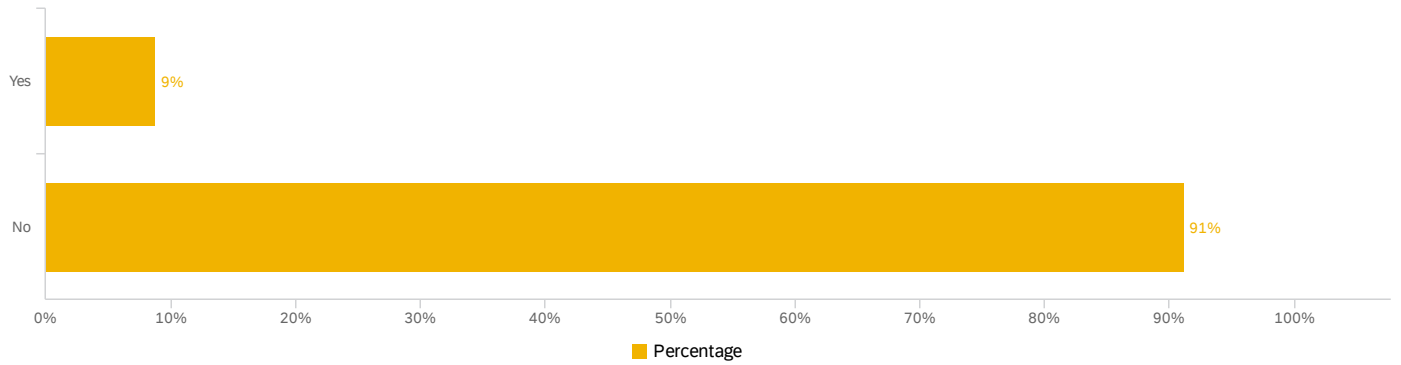
Which best describes your current program of study (or student/program type)?



#	Field	Percentage
1	Undergraduate	74%
2	Graduate (not LAW or WWAMI)	22%
3	ALCP	0%
4	LAW	4%
5	WWAMI	0%
		2524

Showing rows 1 - 6 of 6

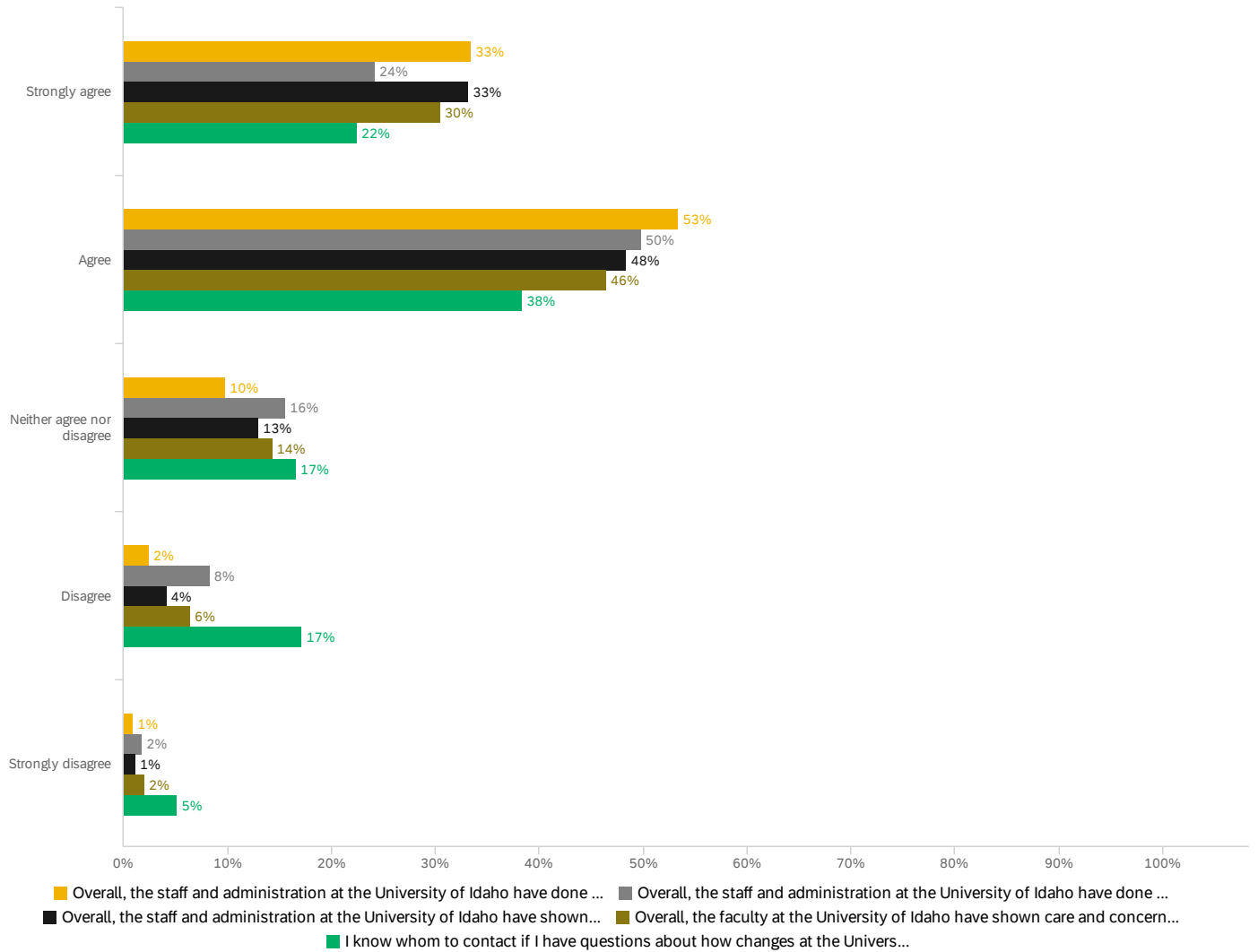
Are you an international student at the University of Idaho (not a U.S. citizen or permanent U.S. resident)?



#	Field	Percentage
1	Yes	9%
2	No	91%
		2532

Showing rows 1 - 3 of 3

Please indicate your level of agreement with each of the following statements about the University of Idaho.

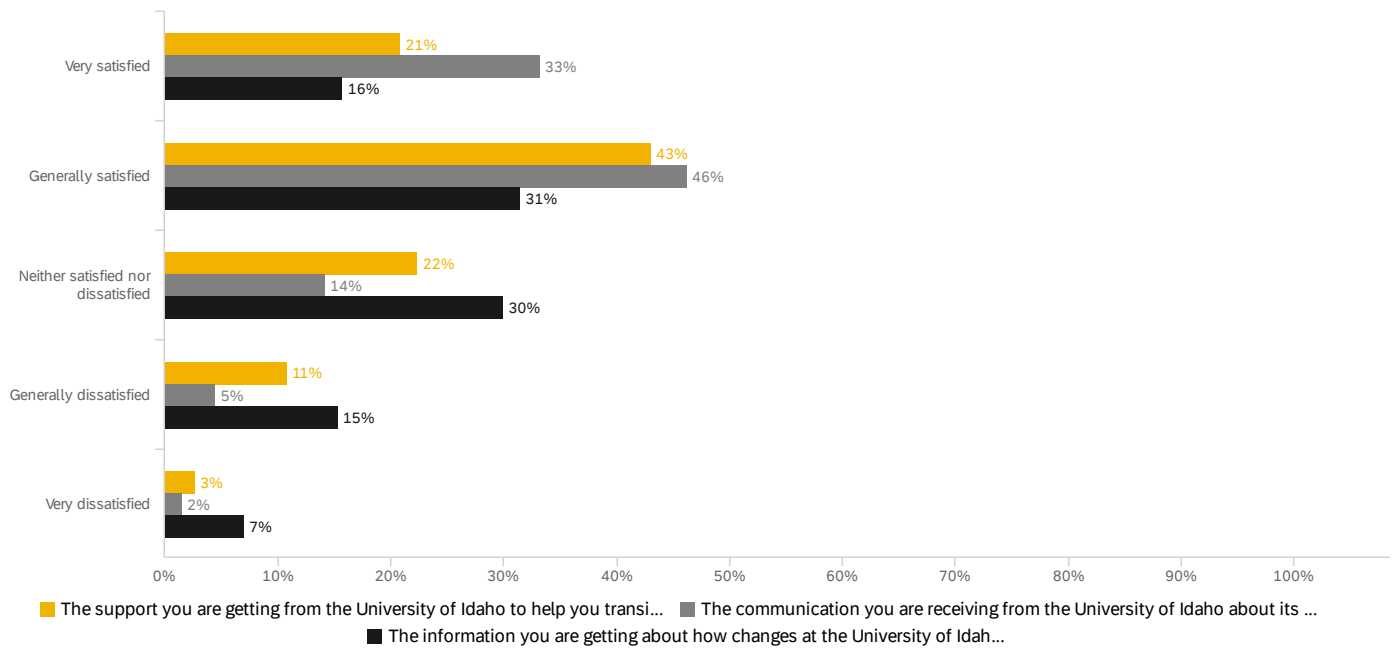


#	Field	Strongly agree	Agree	Neither agree nor disagree	Disagree	Strongly disagree	Total
1	Overall, the staff and administration at the University of Idaho have done a good job protecting students from the negative consequences of COVID-19.	33%	53%	10%	2%	1%	2533
2	Overall, the staff and administration at the University of Idaho have done a good job helping students adapt to the changes at the institution brought on by the spread of COVID-19.	24%	50%	16%	8%	2%	2525
3	Overall, the staff and administration at the University of Idaho have shown care and concern for me as they respond to the spread of COVID-19.	33%	48%	13%	4%	1%	2530

#	Field	Strongly agree	Agree	Neither agree nor disagree	Disagree	Strongly disagree	Total
4	Overall, the faculty at the University of Idaho have shown care and concern for me as they make changes in their courses in response to COVID-19.	31%	47%	14%	6%	2%	2525
5	I know whom to contact if I have questions about how changes at the University of Idaho, in response to COVID-19, will affect my educational plans.	23%	38%	17%	17%	5%	2527

Showing rows 1 - 5 of 5

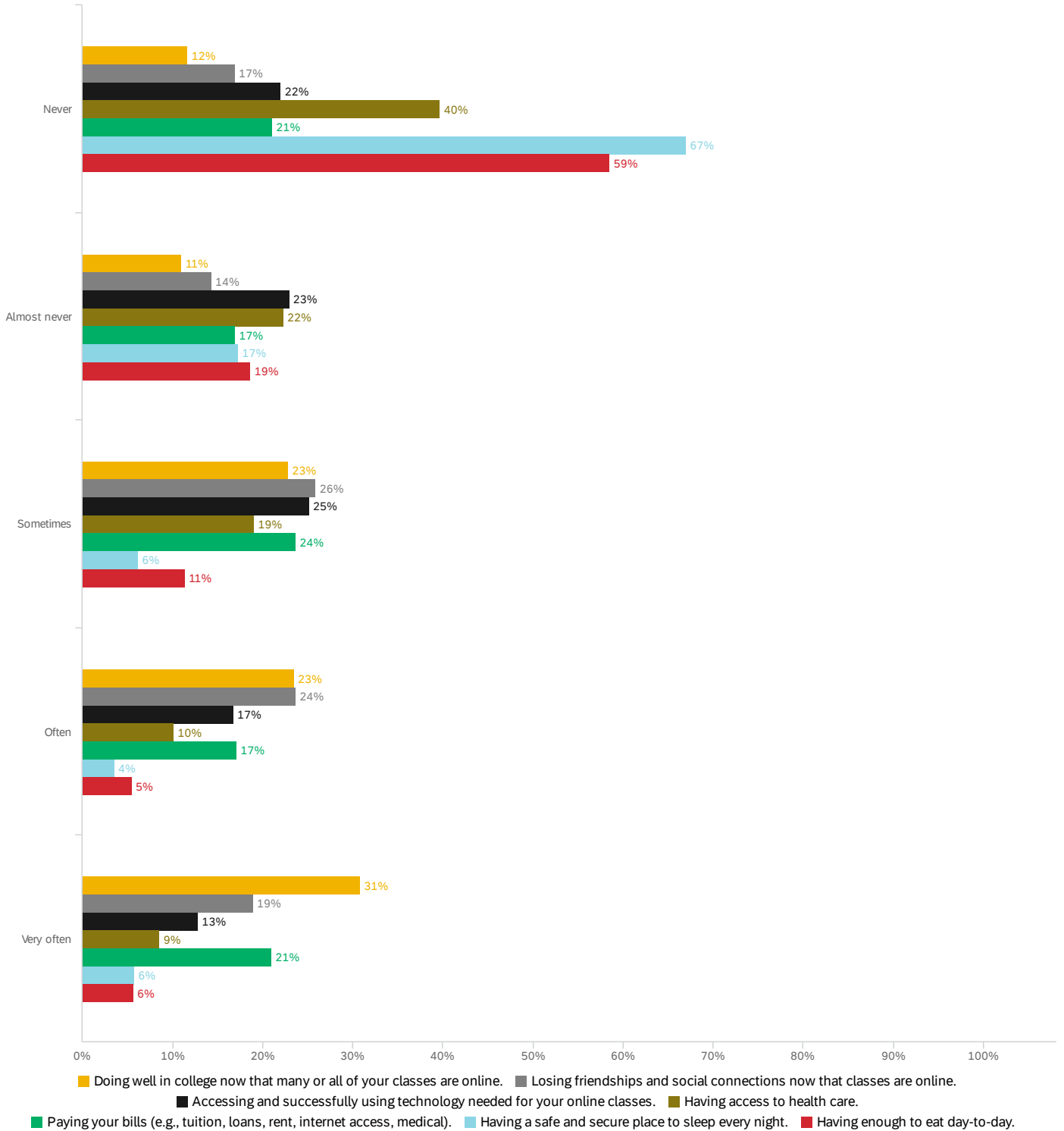
Please indicate your level of satisfaction with the University of Idaho about the following:



#	Field	Very satisfied	Generally satisfied	Neither satisfied nor dissatisfied	Generally dissatisfied	Very dissatisfied	Total
1	The support you are getting from the University of Idaho to help you transition to taking your classes online.	21%	43%	22%	11%	3%	2527
2	The communication you are receiving from the University of Idaho about its ongoing response to COVID-19.	33%	46%	14%	5%	2%	2524
3	The information you are getting about how changes at the University of Idaho in response to COVID-19 will impact your ability to pay for college (e.g., financial aid, student loans, campus jobs).	16%	32%	30%	15%	7%	2521

Showing rows 1 - 3 of 3

Given the changes at the University of Idaho caused by the spread of COVID-19, how often do you worry about the following?



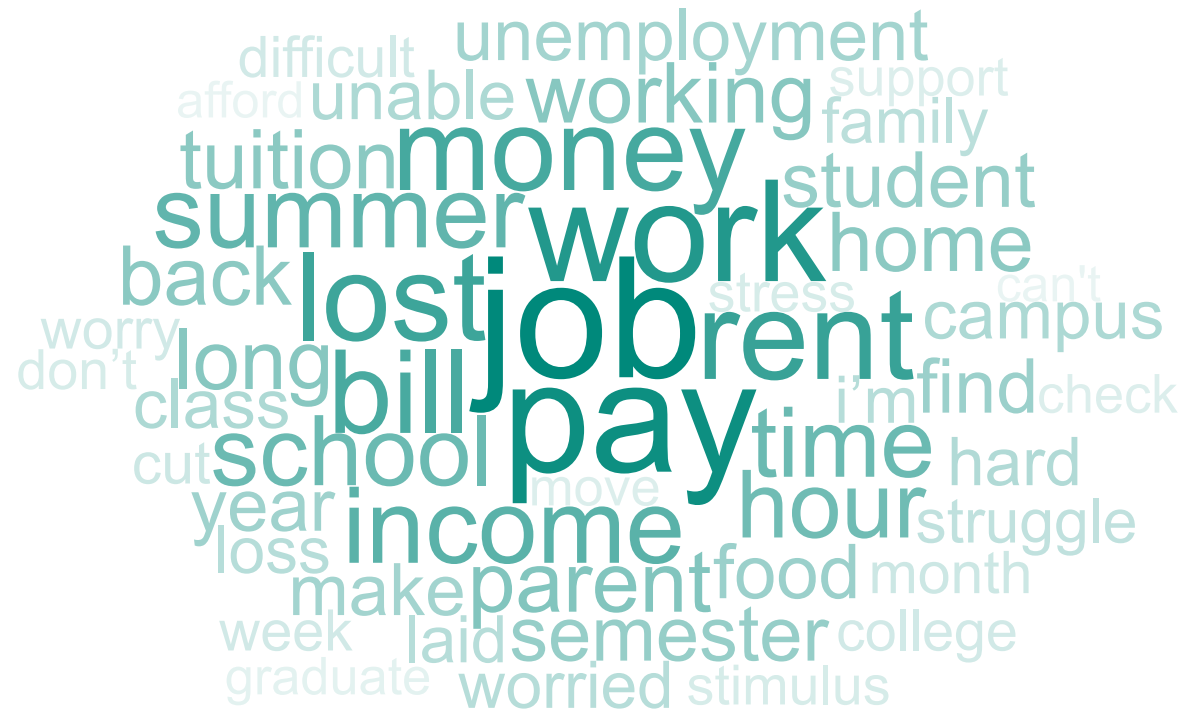
#	Field	Never	Almost never	Sometimes	Often	Very often	Total
---	-------	-------	--------------	-----------	-------	------------	-------

#	Field	Never	Almost never	Sometimes	Often	Very often	Total
1	Doing well in college now that many or all of your classes are online.	12%	11%	23%	24%	31%	2530
2	Losing friendships and social connections now that classes are online.	17%	14%	26%	24%	19%	2528
3	Accessing and successfully using technology needed for your online classes.	22%	23%	25%	17%	13%	2528
4	Having access to health care.	40%	22%	19%	10%	9%	2528
5	Paying your bills (e.g., tuition, loans, rent, internet access, medical).	21%	17%	24%	17%	21%	2530
6	Having a safe and secure place to sleep every night.	67%	17%	6%	4%	6%	2529
7	Having enough to eat day-to-day.	59%	19%	11%	6%	6%	2526

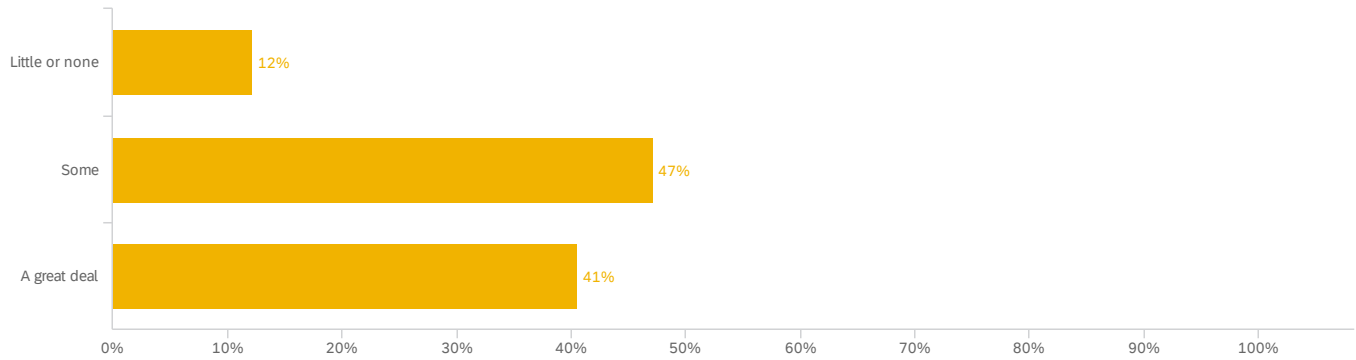
Showing rows 1 - 7 of 7

Please describe what kind of financial hardship you are experiencing as a result of

COVID-19 and how it is affecting you personally:



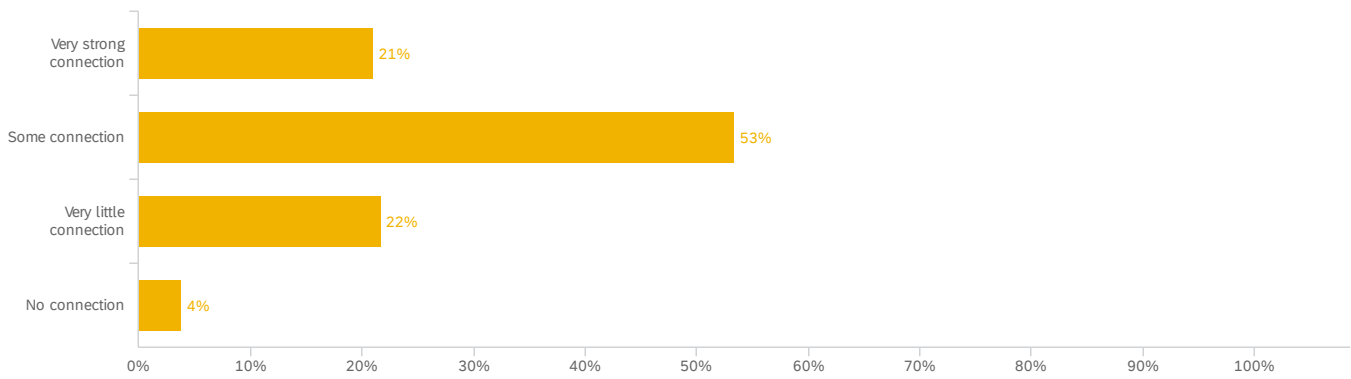
Overall, how much stress are you feeling about the potential consequences of the spread of COVID-19?



#	Field	Percentage
1	Little or none	12%
2	Some	47%
3	A great deal	41%
		2522

Showing rows 1 - 4 of 4

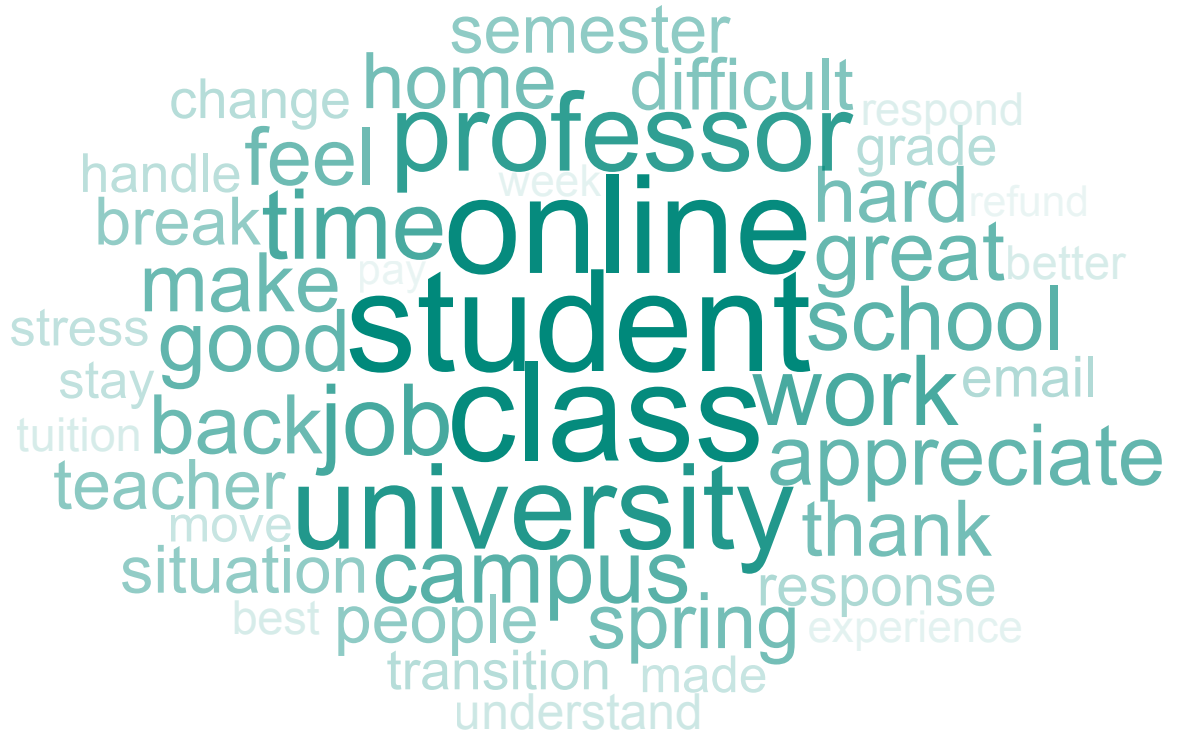
How connected do you feel to the University of Idaho?



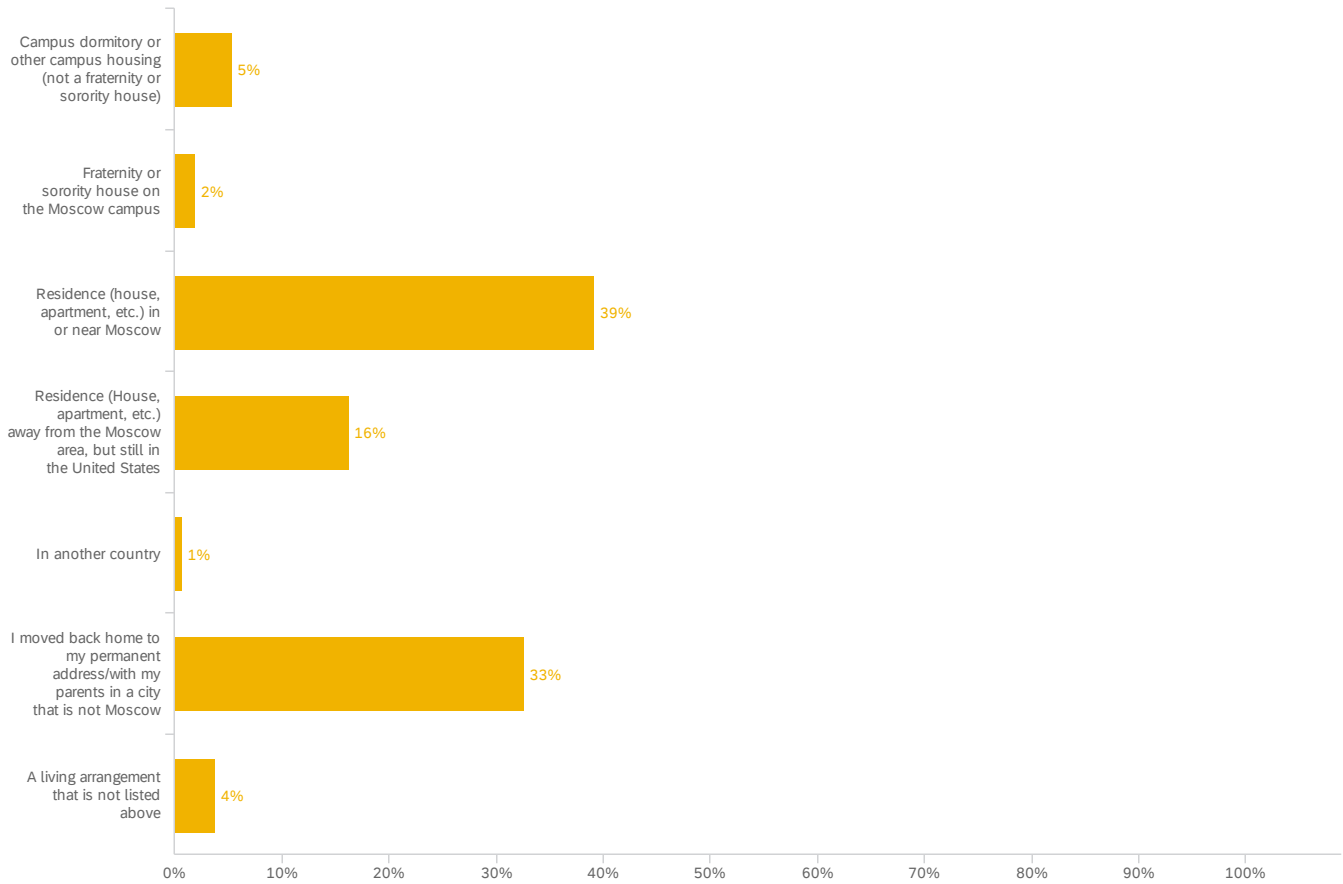
#	Field	Percentage
1	Very strong connection	21%
2	Some connection	53%
3	Very little connection	22%
4	No connection	4%
		2521

Showing rows 1 - 5 of 5

Is there anything else you'd like to tell the University of Idaho about the way we've responded to COVID-19 and your experience this spring?



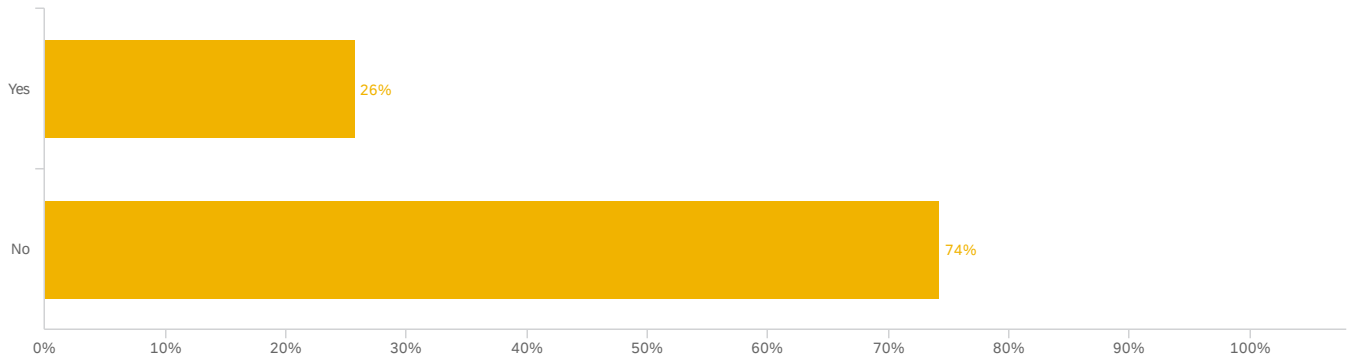
Since the COVID-19 changes at the University of Idaho, where have you spent most of your time living?



#	Field	Percentage
1	Campus dormitory or other campus housing (not a fraternity or sorority house)	5%
2	Fraternity or sorority house on the Moscow campus	2%
3	Residence (house, apartment, etc.) in or near Moscow	39%
4	Residence (House, apartment, etc.) away from the Moscow area, but still in the United States	16%
5	In another country	1%
6	I moved back home to my permanent address/with my parents in a city that is not Moscow	33%
7	A living arrangement that is not listed above	4%
		2512

Showing rows 1 - 8 of 8

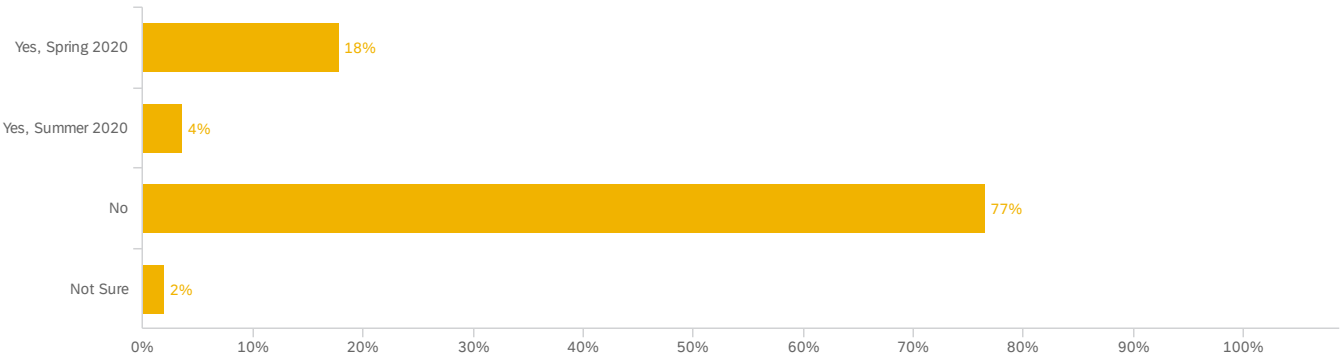
Since the COVID-19 changes at the University of Idaho, have you taken on new domestic duties (i.e., child care, elder care, supporting a household not previously supported by you)?



#	Field	Percentage
1	Yes	26%
2	No	74%
		2518

Showing rows 1 - 3 of 3

Are you planning to graduate in Spring or Summer 2020?

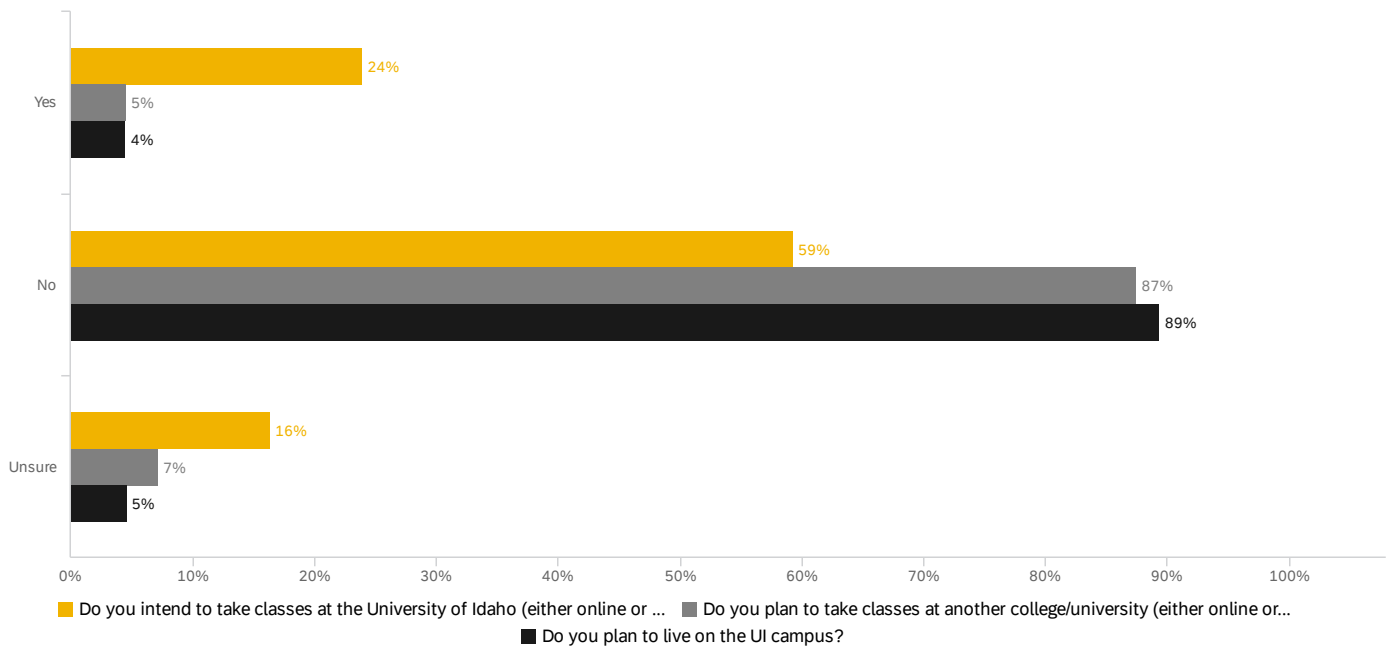


#	Field	Percentage
1	Yes, Spring 2020	18%
2	Yes, Summer 2020	4%
3	No	77%
4	Not Sure	2%

2518

Showing rows 1 - 5 of 5

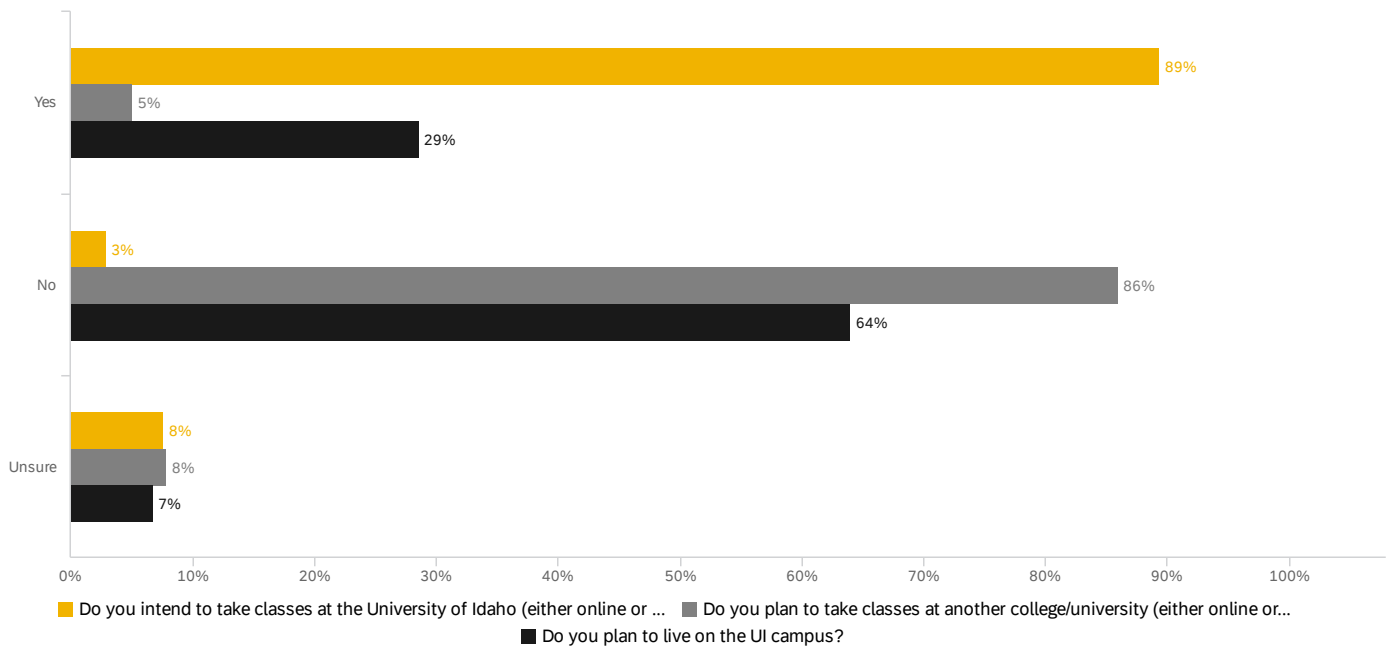
Please share about your academic plans for the next two semesters. - Summer 2020



#	Field	Yes	No	Unsure	Total
1	Do you intend to take classes at the University of Idaho (either online or in-person)?	24%	60%	16%	1905
2	Do you plan to take classes at another college/university (either online or in-person)?	5%	88%	7%	1897
3	Do you plan to live on the UI campus?	5%	91%	5%	1884

Showing rows 1 - 3 of 3

Please share about your academic plans for the next two semesters. - Fall 2020



#	Field	Yes	No	Unsure	Total
1	Do you intend to take classes at the University of Idaho (either online or in-person)?	89%	3%	8%	1965
2	Do you plan to take classes at another college/university (either online or in-person)?	5%	87%	8%	1946
3	Do you plan to live on the UI campus?	29%	64%	7%	1954

Showing rows 1 - 3 of 3

